



WEEK 38

# GRACE


---

Key Verse: “Happy are the merciful” and “Happy are the peacemakers” (Matthew 5:7, 9).

---

## SCHEDULE

Free Play (*15 minutes*)  
Worship (*15 minutes*)  
Teaching Time (*10 minutes*)  
Small Groups (*15 minutes*)  
Centers (*30 minutes*)  
Small Groups (*15 minutes*)  
Closing (*5 minutes*)  
Free Play (*15 minutes*)

Open Week 38 on the Celebration Station DVD. This symbol  within the following lesson highlights the DVD elements. When you see this symbol, hit “play.”

## FREE PLAY (15 minutes)


Warmly welcome kids. Encourage them to enjoy free play. Provide a variety of interesting items for kids to play with such as puzzles, videos, dance pads with your gaming system, craft items, and more.

## WORSHIP (15 minutes)

Bring kids together. Have them sit in chairs or on the floor—which ever works best for your group.

Begin with announcements, including the following announcements:

- Celebrate birthdays by singing to any children with birthdays this week.
- Welcome new kids. If you have a special gift to give new kids, they’ll feel welcomed and want to return.

 Lead kids in three worship songs:

“Help Me, Jesus”

“Amazing Grace”

“The Work of His Hands”

Then have kids read the Beatitudes for today:

“Happy are the merciful” and “Happy are the peacemakers” (Matthew 5:7, 9).

### **TEACHING TIME (10 minutes)**

Say: Today we’re going to meet someone who experienced God’s grace and mercy. Listen to his story.

 Play the Leper Monologue story.


Afterward explain that in their centers today kids will explore more about grace. For now, it’s time for small groups.

### **SMALL GROUPS (15 minutes)**

*(For each child, you’ll need a pen or pencil and a Celebration Station Journal.)*

Form small groups. Ensure that new kids have a group to join also.

Remind kids of the Small Group Guidelines on page 10. Then distribute kids’ Celebration Station Journals and something to write with. Have kids spend time writing or drawing in their journals, responding to the “This Week Was” faces. Afterward have kids discuss how their week has gone, explaining the faces they’ve chosen.

 Then have kids respond to the following questions in their journals:

- What did you think of this man’s story?
- When have you felt like this man?
- How has Jesus touched you and healed you?

After kids have written in their journals, discuss each question as a group. *(Kids don’t need to reveal what they’ve journaled.)* Then dismiss kids to Centers.

 Return to the Celebration Station logo.

### **CENTERS (30 minutes)**

**Center 1: Share the Sweet Message**—*(You’ll need a Bible and a plate full of cookies with a few less cookies than kids present.)*

Say: The Israelites waited a long, long time for Jesus to come. While you listen to this story, I want you to wait for the words “*sweet time!*” When you hear or see these words, jump up and help yourself to a treat.

In the beginning, God created Adam and Eve so they could be with him forever and enjoy sweet friendship with him. When tempted by the serpent, Adam and Eve disobeyed God and sinned, ending their sweet relationship with God.

In the years to follow, God promised the Israelites that he’d send them a Messiah, a Savior, to rescue them from their sins. The Israelites waited and waited and waited for God’s sweet promise to be fulfilled.

While the Israelites expected the Messiah to be a conquering ruler, the Messiah came in the form of a sweet, sweet baby boy—Jesus. Jesus lived on earth and never sinned. He died on the cross so our sins can be forgiven and we can live with God forever! *Sweet time!*

Kids will storm the plate of cookies and discover that there aren’t enough for everyone—unless they share.

After everyone has some cookies, say: **It was hard to wait for the sweet time. I wasn’t showing you very much mercy.**

Read aloud Matthew 5:7. Say: **What does it mean to be merciful? How did you show mercy just now? How can you show mercy to your family while you all journey through recovery?**

Encourage kids to show mercy to their families this week.

**Center 2: Clean Again**—Tell kids they’re going to play a game. Have them look at their shoes and determine whether their shoes lace up or not.

Say: **If you have shoes that lace up, you’re not a leper. Lepers have a terrible disease called leprosy that rots away their skin. In Bible times lepers had to cry out “Unclean!” whenever they entered a town. Everyone would run from the lepers. During this game our lepers will move among our group. But lepers can only move with baby steps. Lepers, say “Unclean!” Anyone you touch catches your leprosy and becomes a leper, too. Everyone else...all you clean people, you can only move with baby steps also.**

After a few minutes of this game, stop and ask: **How did those of you with leprosy feel during this game? How did the rest of you feel? What would it be like to be a real leper?**

Say: **While leprosy still exists today, we don't have to worry about avoiding lepers. But sometimes, even not meaning to, we avoid certain people who need God's grace.**

Ask: **Who are some people we could show God's grace to this week?**

Challenge kids to show God's grace to people—in the same way that God has shown his grace to them.

**Center 3: Snowball Fight**—(*You'll need a Bible, newspapers, masking tape, a timer, and disposable wipes.*)

Form two groups. Designate two equal-size areas with a masking tape line. Give each group an equal amount of newspaper. On your signal, let kids make newspaper "snowballs" and quickly throw them back and forth at the opposing team for two minutes. The object is to have more "snow" on the opponent's side when time's up.

At the end of the game, have kids collect the newspaper and place it in your church's recycle bin. Have kids clean their hands with disposable wipes.

Read aloud Isaiah 1:18. Ask: **How did your hands look after the snowball fight? How is the newspaper like sin? How are the wipes like God's grace?**

### **SMALL GROUPS (15 minutes)**

Form small groups again to discuss what kids did in the centers and any discoveries they made about today's lesson. Use these questions as a guide: What did you experience? What did you learn?

Ask for prayer requests. Have kids write the prayer requests on their journal pages so they can pray for one another during the week.

Then have kids tear out their journal pages and take home the family conversation-starter on the reverse side.


### **CLOSING (5 minutes)**

Say: **Tonight in closing, I'm going to read some verses from the**

Bible. Every time I say “you,” I’m going to pause for you to say your name. So it’ll sound like this: “for you [say your name] have been chosen...”

Listen for “you” and say your name.

Read aloud 1 Peter 2:9-10 (TLB.) “For you (*pause*) have been chosen by God himself—you (*pause*) are a priest of the King, you (*pause*) are holy and pure, you (*pause*) are God’s very own—all this so that you (*pause*) may show to others how God called you (*pause*) out of the darkness into his wonderful light. Once you (*pause*) were less than nothing; now you (*pause*) are God’s own. Once you (*pause*) knew very little of God’s kindness; now your very lives have been changed by it.”

 Then close in prayer by having everyone read together the child-version of the Serenity Prayer:

God, help me accept things I can’t change;  
Give me courage to change things I can;  
And give me wisdom to know the difference.

**FREE PLAY (15 minutes)**

 Return to the Celebration Station logo.